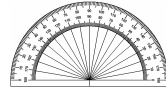


# Angles Around Us

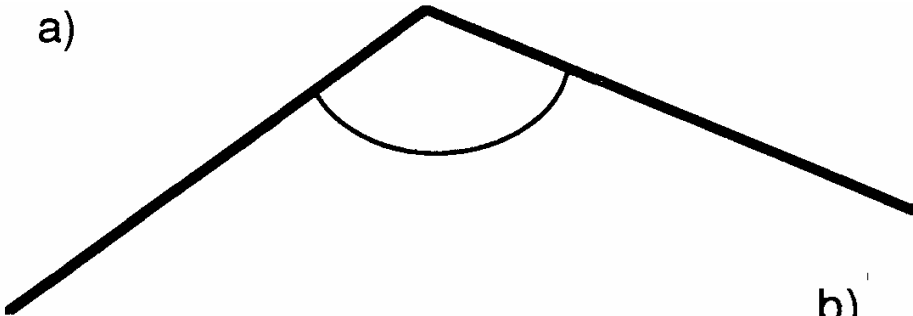


You will need a protractor

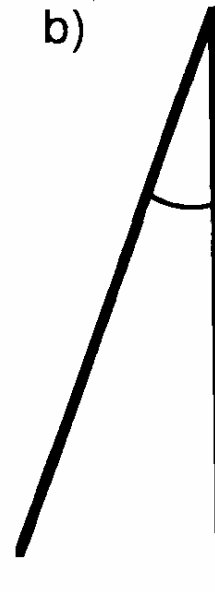


1. Measure these angles with a protractor.

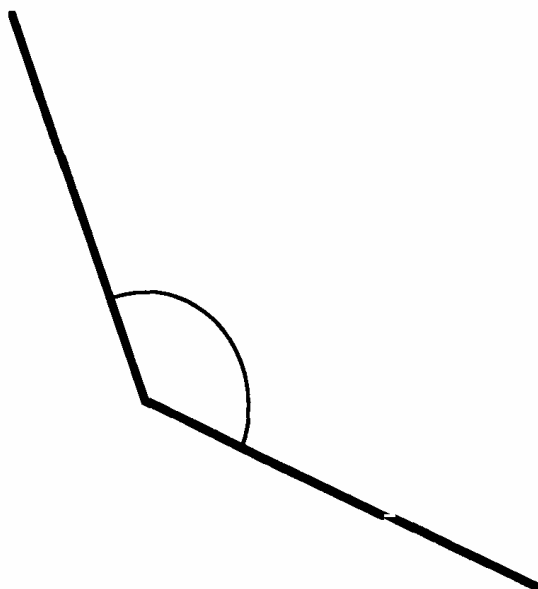
a)



b)



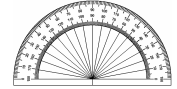
c)



(3)

2. Use a protractor to draw the following angles:

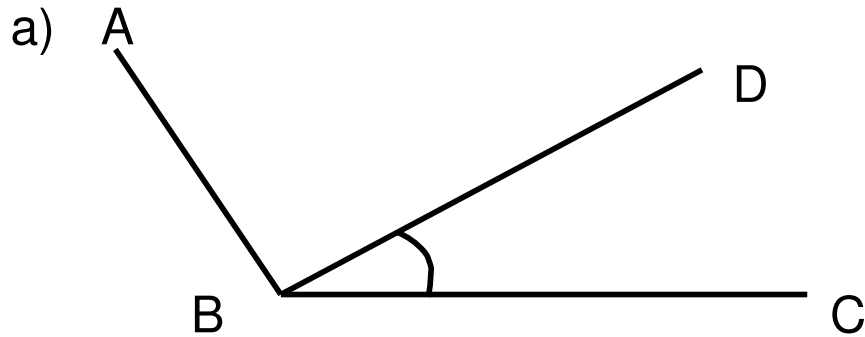
a)  $\angle XYZ = 75^\circ$



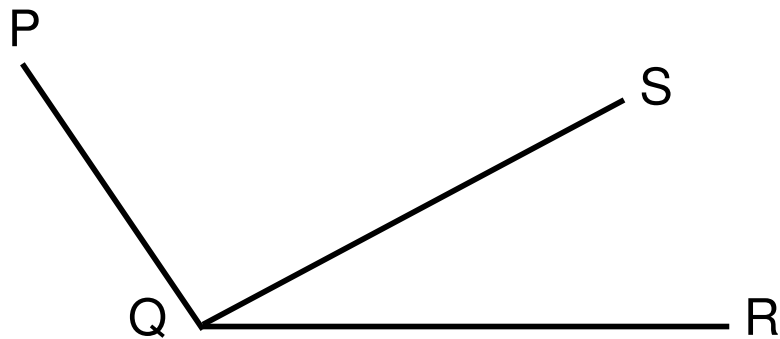
b)  $\angle TSR = 120^\circ$

c)  $\angle FED = 165^\circ$

3. Name the marked angle.



b) Name two angles in this drawing which have QR as an arm:



(3)

4. How many degrees are there:


a) in a right angle .....

b) in a straight line; .....

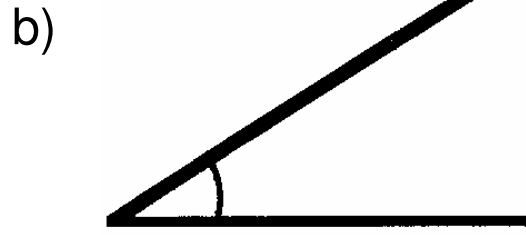
c) in a complete turn? .....

(3)


5. What **type** of angles are shown below:



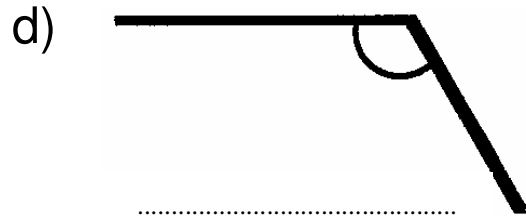
.....



.....




.....



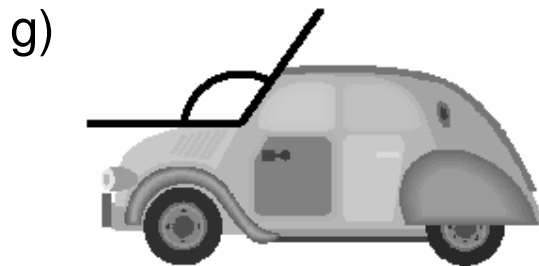
.....



.....



.....



.....

6. **Name** and **calculate** the sizes of the angles marked with arcs.



$\angle \dots\dots\dots = \dots\dots\dots^\circ$

