


Chapter 4



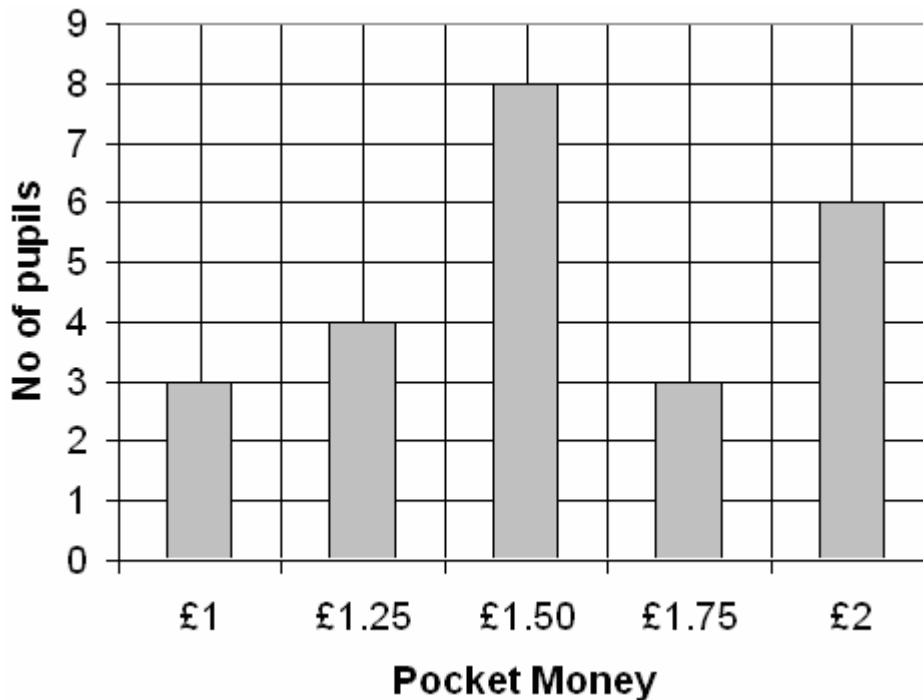
Facts, Figures & Graphs

1. A survey was carried out among some first year pupils to find out most popular school subjects. Here are the results for the six most popular subjects:

English	30	History	21
Geography	18	French	23
Maths	34	Art	12

Represent this information in a pictograph, using the symbol  to represent 5 votes.

2. The bar graph shows the amounts of pocket money the members of class 1C receive each week. No pupil receives less than £1.



- a) How many pupils are there in class 1C?
- b) How much pocket money altogether is given to the pupils in 1C?

(4)

3. A number of people were asked which brand of margarine they usually bought.

Their answers were:

Star, Tops, Spready, Tops, Tops, Spready,
Star, Star, Creamy, Star, Tops, Spready,
Tops, Creamy, Star, Tops, Tops, Spready,
Spready, Tops.

a) Complete the table below to illustrate these results:

Type of Margarine	Tally	Number
TOTAL		

b) Which margarine is most popular?

c) How many people took part in the survey?

(7)

4. The table shows the number of goals scored on Saturday by the league football teams in Britain.

No of Goals	0	1	2	3	4	5	6 or more
No of Teams	31	35	26	15	7	3	0

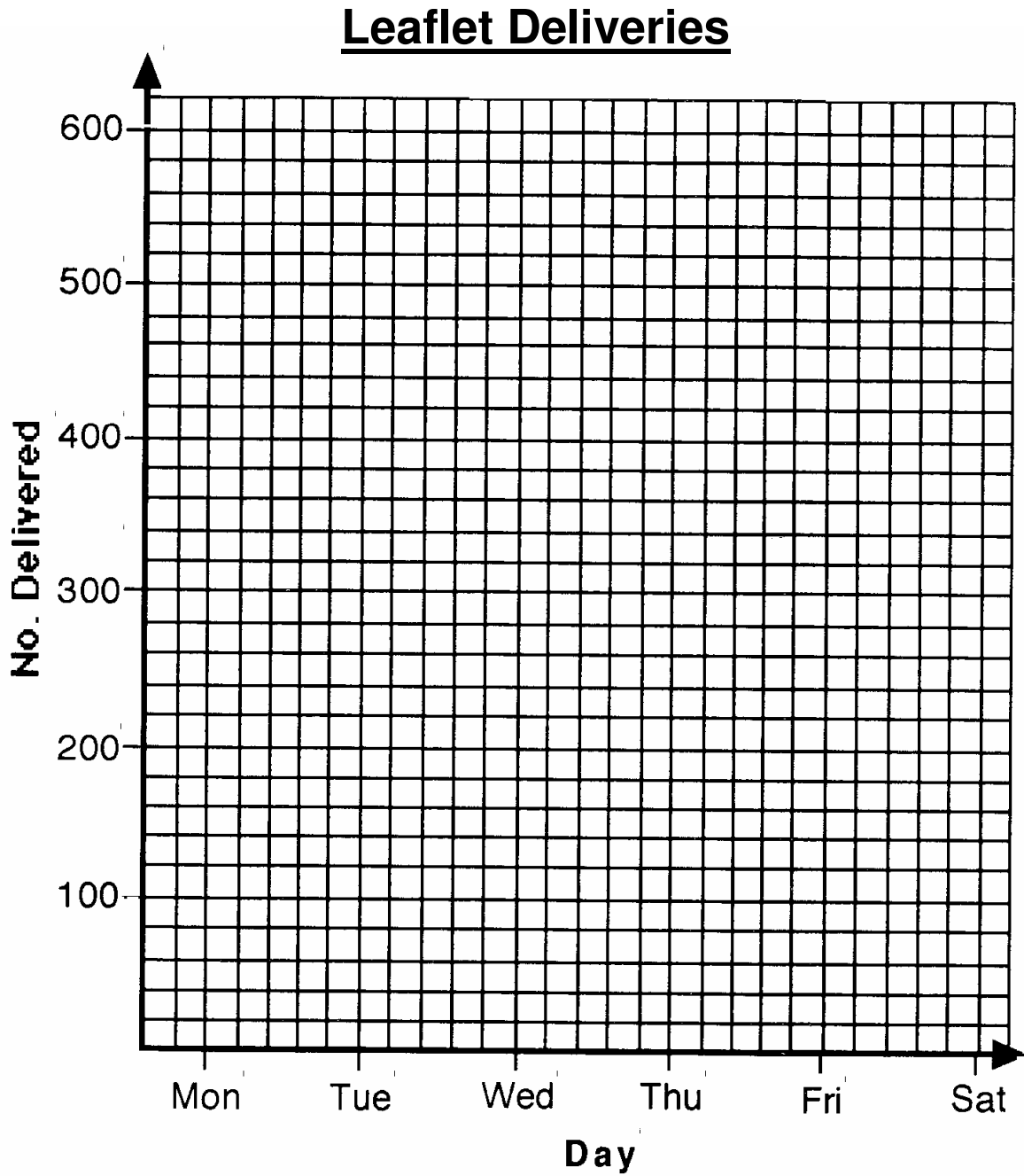
How many goals were scored altogether?

(4)

5. Two friends spent six days delivering leaflets to houses in their district. The total number they delivered each day is shown on the table.

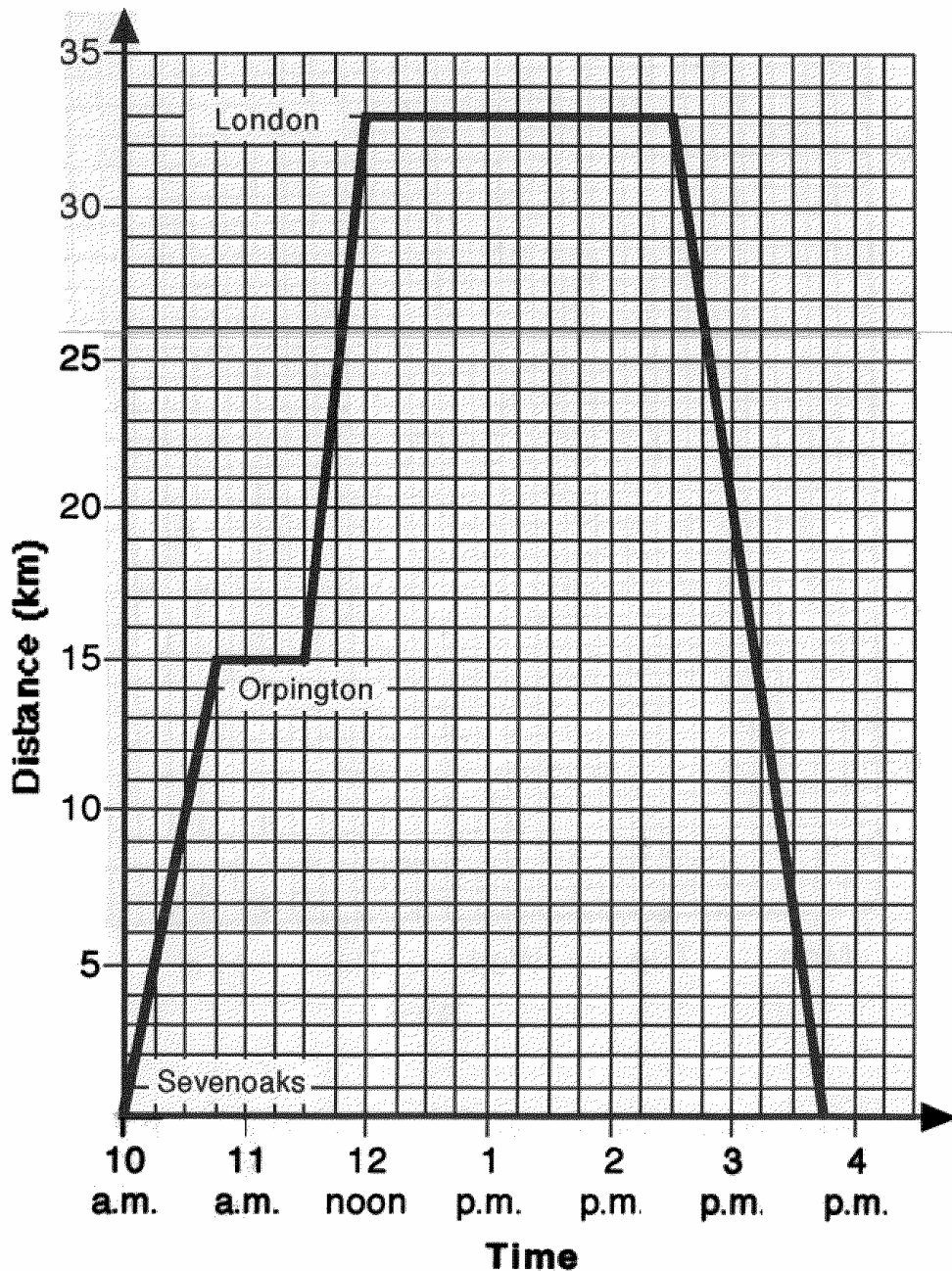
Day	Mon	Tue	Wed	Thu	Fri	Sat
No. delivered	380	600	440	160	520	300

Display this information by completing the **line graph** below.



(5)

6. The graph below shows a return journey from Sevenoaks to London that a man made by train. On the outward journey he changed trains at Orpington in order to meet a friend. He returned from London to Sevenoaks direct.



Use the graph to answer the following questions:

- a) At what time did he reach Orpington?
- b) At what time did he reach London?
- c) How far is it from Sevenoaks to Orpington?
- d) Find the distance from Orpington to London.
- e) Find how long he waited at Orpington.
- f) How long did he stay in London?

(9)

7. The points scored by 45 contestants in a general knowledge quiz were:

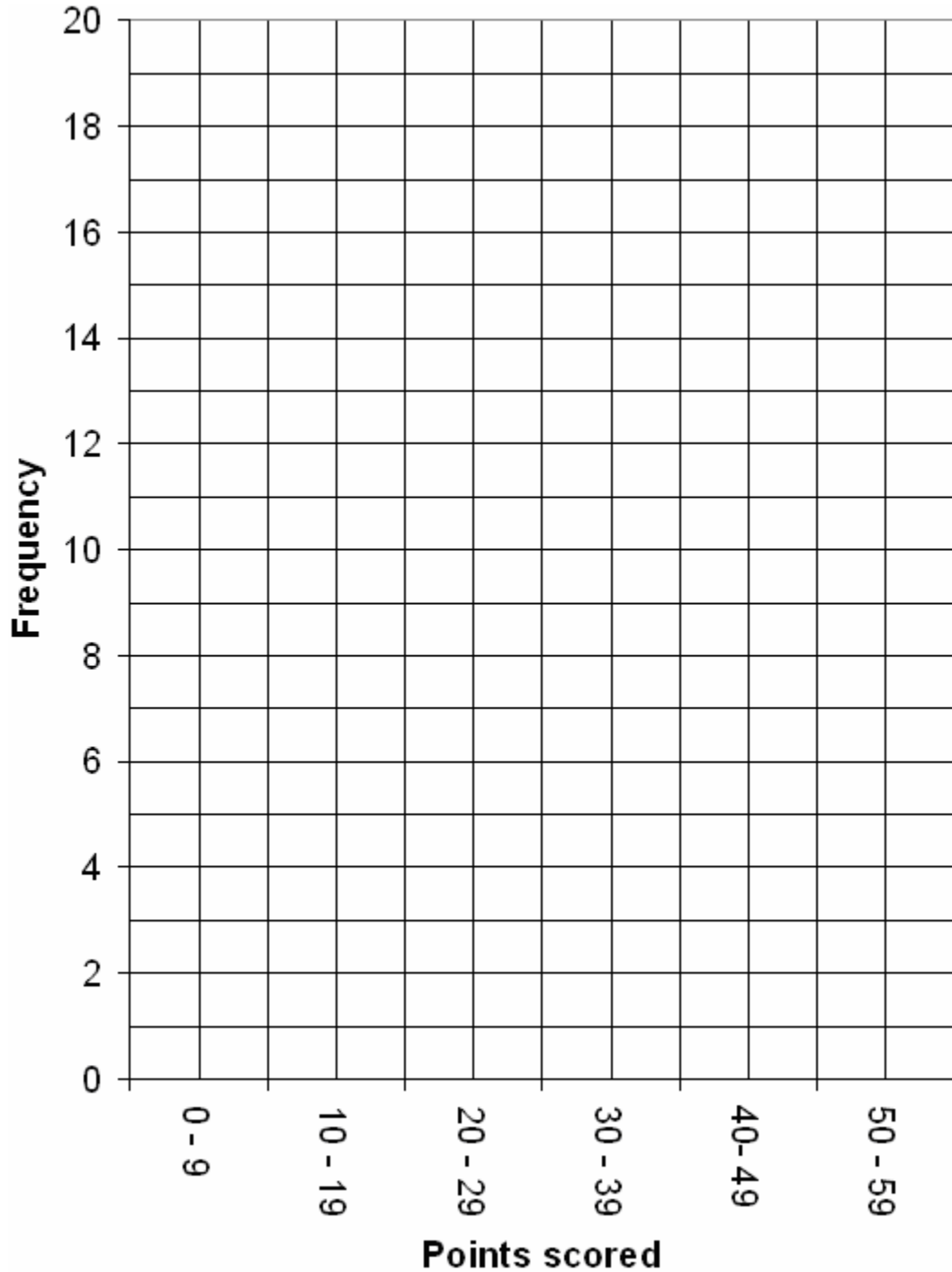
20 58 28 46 29 21 23 30 9
 32 24 3 31 0 52 31 27 22
 23 43 20 47 26 29 9 34 28
 32 5 41 33 41 33 28 21 50
 25 44 25 44 21 27 49 34 23

a) Complete the tally chart below:

Points Scored	Tally	Frequency
0 - 9		
10 - 19		
20 - 29		
30 - 39		
40 - 49		
50 - 59		

b) Use the grid opposite to complete the bar graph.


Points Scored in General Knowledge Test



c) How many contestants scored at least 20 points?

(10)

8. This pie chart shows the three most common types of fish in a reservoir.
There are 648 fish altogether.
Find how many of each type of fish there are.



(3)

————— END OF HOMEWORK EXERCISE —————

[48]