

Chapter 6



Measuring Time & Temperature

1. Mr Wilson leaves Dumfries at 8.50 am to drive to Aberdeen.

During the journey he stops for lunch for 35 minutes and for a rest for 25 minutes.

He arrives in Aberdeen at 3.35 pm.

Calculate the length of time for which he was actually driving.



(3)

2.

Friday
February 25
1980

?
March 10
1980

a) Was 1980 a leap year? Explain your answer.

b) What day of the week was March 10th?



(4)

3. This timetable gives details of the InterCity trains between London (Euston) and Inverness.

<i>Euston</i>	<i>depart</i>	<i>2230</i>	<i>Outward Journey</i>
<i>Inverness</i>	<i>arrive</i>	<i>0930</i>	
<i>Inverness</i>	<i>depart</i>	<i>1930</i>	<i>Return Journey</i>
<i>Euston</i>	<i>arrive</i>	<i>0649</i>	

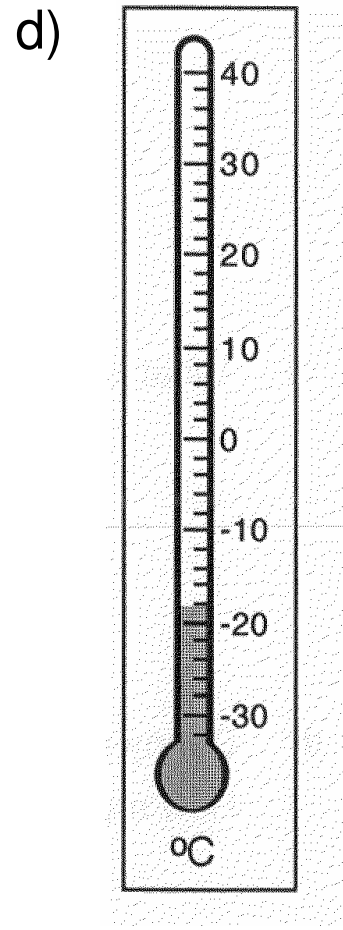
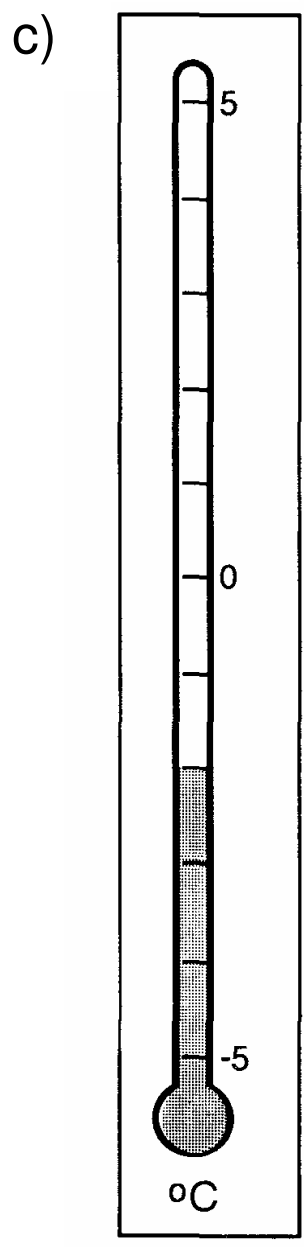
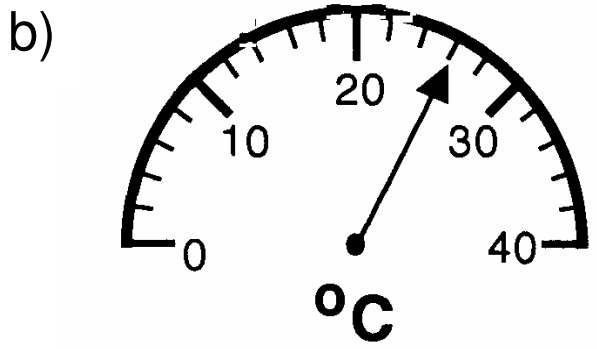
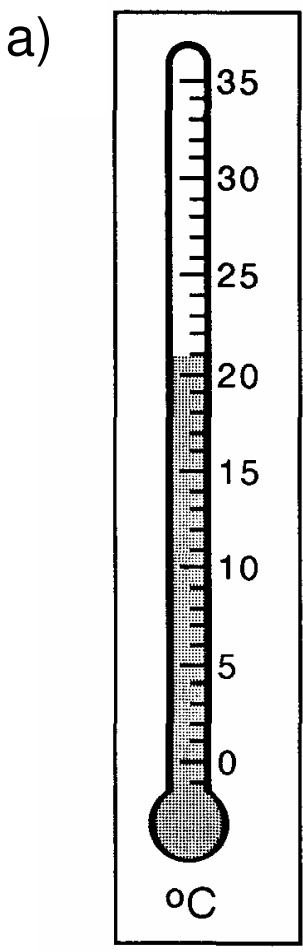
a) Which journey is quicker?



b) By how much?

(5)

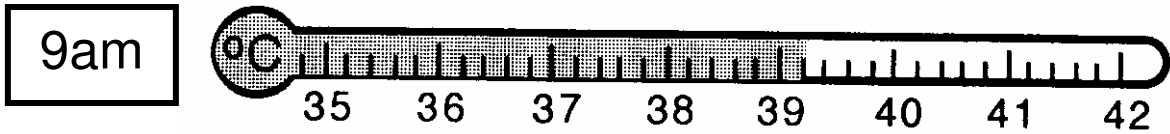
4. Write down the temperature shown by each thermometer.



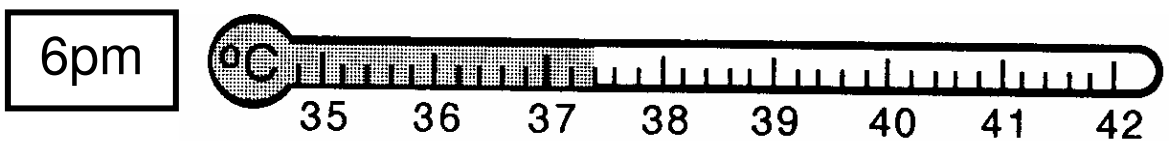
(4)

5. a) Write down John's temperature:

John's temperature at 9am is



John's temperature at 6pm is



b) Find the drop in John's temperature between 9am and 6pm.

c) How many degrees were each of his temperatures above normal (37°)?

d) What is the rise in temperature from 13.7°C to 17.2°C ?

(8)

6. A newspaper printed the following chart, showing the temperature around the world, on December 28th, 2001:

	°C		°C
Amsterdam	0	Hong Kong	20
Athens	8	Jerusalem	18
Beijing	10	Oslo	-8
Beirut	24	Rome	9
Dublin	-2	Singapore	12
Geneva	-1	Warsaw	-10

- a) What is the difference in the temperatures in:
- (i) Dublin and Singapore?
 - (ii) Amsterdam and Warsaw?
 - (iii) Geneva and Oslo?
- b) The following day the temperature in Geneva had fallen by 3°.
- What was the new temperature?

- c) Describe the change in temperature needed before the snow in Oslo would melt.
- d) A week later the same newspaper printed a new chart.
- (i) What was the date of this second chart?
- (ii) The temperature in Warsaw had risen by 2° each day since the first chart was printed. What was the temperature in Warsaw on the second chart?

(8)

————— END OF HOMEWORK EXERCISE —————

[32]